



NURSERY CLASS SYLLABUS 2025-26


Month	English	Maths	Hindi	Rhy-mes Stories	Drawing	Dance	GK	EVS	yoga
April	<p>My Home page no. 07</p> <p>Use of L.E.D activity.</p> <p>Bed room activity.</p> <p>Kitchen activity.</p> <p>Oral alphabets A, B page no. 10.</p> <p>(Good manners)</p>	<p>My House page no. 40, 41.</p> <p>Use of L.E.D.</p> <p>ACTIVITY- Count the room object.</p> <p>Big – Small House.</p> <p>Different type of welcome [Shake hand , Hye –Hello].</p> <p>Welcome,</p>	<p>रास्ता ढूँढो L.E.D with activity some material</p> <p>Oral- अ,आ page no. 14,15</p> <p>विद्यालय में मेरा पहला दिन page no. 10</p>	<p>Jhony, Jhony</p> <p>Page no 49 show on LED (Activity)</p> <p>The thirsty crow half story</p> <p>Page no -40 show on LED</p> <p>हे भगवान page no. 12</p>	<p>Identify colour</p> <p>the bear reach his cave page no.20,21</p> <p>Colour the flower page no.5</p> <p>Colour the sun page no.7</p>	Baisakhi celebration	<p>What is your name ?</p> <p>Who are you?</p> <p>How many houses do you have ?</p>	<p>Book Chapter Name = My Home. Worksheet No.=20 ,21</p> <p>Play - way Acquaintance Name=First Day At School .</p> <p>Book Chapter Name =Day And Night . Worksheet No. = 12,13,14,22 and 23.</p>	Sukhasan, Vajrasan

	Hello Good morning , Good afternoon, Thankyou u Excuse me, Sorry	page no. 09.							
May	Play ground page no. 08 Show on L.E.D standing lines with	ACTIVITY- Chuk – Chuk page no. 07. Sing the song.	L.E.D. with activity Oral- ङ, ङ page no. 16,17	Ring-A-Ring o roses show on L.E.D page no.	Identify colour the moon page no.8 Colour the flower pot page no.9	Mother's day celebration 🎉	What is your school name ? , teacher name ? , principal name ?	Play -way Acquaintance Name Classroom Training . Play -Way Acquaintance	Sukhasan, Vajrasan, Anulom vilom Pranayam




	different activity [Air ,Sand , Board etc.] Oral alphabets C, D page no. 16.	Standing lines page no. -03 Sleeping lines page no. 4, 5.		21 (Activity) The thirsty crow complete story Page no -40 show on LED (Activity)	Colour the tree page no 10 Colour the elephant page no.11			Name Classroom Ethics . Worksheet no.=25 Chapter = Who am I ? Worksheet no.=2 Chapter=M y Family. Worksheet no. =3 Chapter=Jig saw Puzzle of Lion.	
JUNE	Summer vacation	Summer vacation	Summer vacation Oral – उ, ऊ, ऋ page no. 18, 19, 20.	Summer vacation आम फलों का राजा है page	Summer vacation	Summer vacation	Summer vacation	Summer vacation	

				no. 13					
JULY	Repeat all syllabus of April and May. Standing lines. Sleeping lines. Alphabets- L Letter – L activity page no. 46,47.	Repeat all syllabus of April and May. Standing lines. Sleeping lines. Number -1 with activity page no. 16, 17.	खड़ी रेखा, सीधी रेखा, आइए बुलबुल बनाएं page no. 40 Oral – अ से ऋ repeat. Oral – ए , ऐ page no. 24, 25	Repeat all syllabus of April and May Twinkle, Twinkle Little Star page no -20 show on LED (Activity) The woodcutter and the axe half story page no -56 show	Primary colour the hen page no.13 Colour the cock no.14 Colour the cat page no.15 Colour the dog page no 16 Colour the pigeon page no 17	Teej celebration 	Repeat all syllabus of April and May. What is your father name? , mother name? . In which class do you read ?	Chapter=My Body. Worksheet no. =5,6 Chapter=Summer Season. Worksheet no. =26 Chapter=My Hands . Worksheet no. =1, 4. Chapter=My Feet. Worksheet no. =8. Classroom Activities Nature Walk-Summer.	Sukhasan, Anulom vilom Pranayam, Vajrasan, Sukhasan.

	<p>Oral</p> <p>Alphabets</p> <p>E page no. 24</p> <p>ACTIVITY- Letters</p> <p>Scavenger Hunt.</p> <p>Playway Learning</p> <p>page no. 25</p>			<p>on LED (Activity)</p> <p>लालची कुत्ता</p> <p>page no. – 82</p> <p>शिष्टाचार</p> <p>page no. 92</p>					
August	Slanting lines	Colours page no.	कागज की	Cobbler ,cobbler	Colour the clouds page no.6 Colour	Independence day  celebration	How Many	Chapter =Rainy Season.	Vajrasan, Tadasana, Halasana, Paschimottasana


	[\] page no. 12. Letter –A page no. 10 Oral Alphabe ts F,G,H page no. 26,27,28 , 29,32,33 Activity paper cup phone 30,31	64.65 Slanting lines [\] . Number – 7 page no. 34. ACTIVTIY- Magic Milk page no. 30 WRITTEN – Curve right – C page no. 14 Number – 6 page no.32, 33 WRITTEN	नाव page no. 60, 61 स्वर, ओ, औ page no. 26,27 oral अर्ध गोला – C बनाये पोम पोम चूजे page no.	Page no -79 show on LED (Activity) The woodcut ter and the axe complet e story page number 56 show on LED (Activity) नन्हा भालू Page no. 98 लाला जी Page no. 23	the ant page no.12 Colour the lion page no. 18 Colour the rabbit page no.19	on Janmashta mi celebration 	colours in the rainbow ?	Worksheet no. = 24. Steam Activity= Yummy fruits. Chapter =Colours . Worksheet no. =16,17. Classroom Activities= Sorting of Fruits, Vegetables and Flowers.	
--	---	--	---	--	--	---	--------------------------------	---	--

		- 1 page no. 6, 7. Fishing5 page no. 29.		बंदुक दिला दो Page no. 22					
September	Alphabets –C , D page no. 16 show on alphabets Alphabets – B page no. 10	Left curve Number – 4 page no. 24, 25 U - Curve page no. 13 Inverted C - curve page no . 13 zero - 0. ACTIVITY-	स्वर ,उ , ऊ page no. 18, 19 written. स्वर- अ , अ page no. 28, 29 स्वर माला page no. 30 Show on	चूहों की समझदा री Page no. 58 Humpty Dumpty page number 35 show on LED (Activity) The lion	Colour the bee Page no.22 Put your left hand below and draw its outline page no.25 Make the flower page no .26 Magic painting page no. 27		Which is our national fruit ? SA – 1	Chapter = My Face. Worksheet no. 7 Chapter= Fruits. Worksheet no. =31,35 Chapter=Ve getables . Worksheet no. =32. Chapter=Da ily Use Objects. Worksheet no. =43.	Vajrasan, Sukhasan , Halasan, Tadasan, Surya namaskar



	ACTIVIT Y- Connect with Animal Connect with Birds page no. 14. SA- 1	Count the object page no. 68. SA – 1	L.E.D activity परखो और समझो page no. 31 SA - 1	and Mouse half page no. 98 SA- 1	SA – 1			Steam Activity=Pa per Whistle. SA- 1	
Octobe r	Alphabe ts – E, F page no. 22, 23,26, 27.	Number – 1, 2 page no. 16 to 19. Number – 9 page no. 38,	Oral - अ से अ. Repeat Oral - क, ख, घ, ग, ङ	चिड़िया Page no. 48 पंछियों की दावत page no	Colour the shapes page no.23 . Colour the shapes with fingers page no . 24	Diwali   Celebration 	What is your village name? Chapter= Use of Body Parts.	Worksheet no.=9,10 and 11. Chapter= My Feelings and Expressions . Worksheet no.=18,19	Tadasan, Vajrasan , Halasan Surya namaskar.

Alphabets –H page no. 32,33. Alphabets –I page no. 36,37. Alphabets – A, B, C, D, E, F, H, I [WRITTEN]	39. Number – 3 page no. . 22, 23. ACTIVITY - Craft Stick Bridge page no. 54, 55 . WRITTEN - 2, 3 page no. 1, 2, 3, 4, 6, 7.	page no . 32-36 Show on L.E.D Written- अ, आ page no . 14,15 ACTIVITY- आकृतियों से गाड़ी बनाएं page no. 84 कूदो और	.76, 77 The lion And Mouse Complete page no. 98 Fatty cat page no. 34	Draw the night sky page no.28 Paint your hands page no 29			Steam Activity=Take a Selfie of Your mood. Chapter=Birds . Worksheet no.=25,30 Chapter=Animals. Worksheet no. 28,29. Classroom Activities= Sorting of Birds and Animals.	
--	--	--	--	--	--	--	--	--



	Paper air page no . 52. Oral alphabet s I, J, K page no . 36, 37, 38, 39, 42, 43. ACTIVIT Y- Letters Relay page no. 44, 45 .		पहचानो page no. 37						
--	--	--	--------------------------	--	--	--	--	--	--

	Oral alphabet s - L page no. 4								
Novem ber	Oral alphabet s M, N, O, P, Q, R page no. 50, 51, 54, 55 , 58, 59,	Number – 10 page no. 42, 43 ACTIVITY – Scavengers Hunt Of Numbers . 1 to 10 page	Show on L.E.D. Oral – च,से page no. 42, 46 Written – औ, औ page no. 26,	Rhymes 11 -20 page no .49 कबूतर और चींटी Page no . 38	Make the balloons page no . 30 Below the candles page no 31 olour the bees page 32 Draw the flowers page no.33	Children day celebration 	Revise.	Chapter= Flowers. Worksheet no. =34,36 and 37. Chapter = Plants . Worksheet no =15,33 and 38= Steam Activity= Oil and Water. Classroom Activity= Nature	Tadasan , Vajrasan , Surya namaskar, Paschimitton asan

	62, 63, 66, 67, 68, 69 . ACTIVIT Y- Sorting the letters A to O page no. 66. Paring letters and object page no. 61. Written alphabet s	no. 48 Caterpillar Counting page no. 74, 75.	27 परखो और समझो page no. 57 चिड़ियाघर की सैर page no. 8	one – two page no . 64 The two Goats Page no 70 Show on LED (Activity)	Join the dots page no.34			walk Winter.	
--	--	--	--	--	-----------------------------	--	--	-----------------	--

	J, G, K.								
December	<p>Oral</p> <p>alphabets</p> <p>S, T, U,</p> <p>V, W</p> <p>, X, Y, Z</p> <p>Page no.</p> <p>72, 73</p> <p>, 76, 77,</p> <p>80, 81</p> <p>, 82, 83,</p> <p>86, 87,</p> <p>88</p> <p>, 89, 92,</p>	<p>Number 5</p> <p>, 6</p> <p>Written</p> <p>– 26, 27</p> <p>, 36, 37</p> <p>Steam</p> <p>activity</p> <p>keyboard</p> <p>page no.</p> <p>46, 47</p> <p>Oral</p> <p>counting –</p> <p>11 to</p> <p>20 page</p> <p>no. 50,</p>	<p>Only ,</p> <p>स्वर जोड़ो</p> <p>और जानो</p> <p>page no</p> <p>. 67</p> <p>चलो</p> <p>दोस्ती</p> <p>करें page</p> <p>no. 75</p>	<p>Come</p> <p>little</p> <p>baby</p> <p>page</p> <p>number-</p> <p>48</p> <p>Show on</p> <p>LED</p> <p>(Activity)</p> <p>Friends</p> <p>page</p> <p>number</p> <p>78</p> <p>Show on</p> <p>LED</p> <p>(Activity)</p> <p>The</p> <p>Rabbit</p> <p>and the</p> <p>tortoise</p>	<p>Join the</p> <p>dots and</p> <p>colour the</p> <p>picture page</p> <p>no.35 Join</p> <p>the numbers</p> <p>page</p> <p>no. 36</p> <p>Join the</p> <p>numbers</p> <p>page</p> <p>no. 38</p> <p>Join the</p> <p>alphabets</p> <p>page no</p> <p>37Join the</p> <p>alphabets</p> <p>page no 39</p>	<p>Christmas</p> <p></p> <p>Celebration</p> <p></p>	Revision.	<p>Chapter=Our</p> <p>National Prides.</p> <p>Worksheet no.</p> <p>=41, 42</p> <p>chapter</p> <p>=Winter</p> <p>Season.</p> <p>Worksheet no.</p> <p>27.</p> <p>Chapter= I Do</p> <p>Yoga .</p> <p>Chapter= Week</p> <p>Days.</p> <p>Worksheet no.</p> <p>39,40.</p> <p>Chapter= Spot</p> <p>the Difference.</p> <p>Worksheet no.</p> <p>=44 ,45.</p>	<p>Anulom</p> <p>vilom</p> <p>Pranaya</p> <p>m,</p> <p>Sukhasan</p> <p>,</p> <p>Vajrasan</p>

	<p>93, 94, 95.</p> <p>ACTIVIT Y-</p> <p>Stampin g</p> <p>the sheets</p> <p>page no</p> <p>. 45.</p> <p>Paring</p> <p>the letters</p> <p>page no</p> <p>. 96.</p> <p>Sorting</p> <p>the letters</p> <p>A to Z</p>	<p>51 52, 53 , 56, 57, 58, 59, 60, 61, 69, 70, 71, 72, 73.</p>		<p>half story</p> <p>page number</p> <p>84 show on LED</p>				<p>Chapter= Let Us Play Ludo.</p> <p>Steam Activity=Nature Walk -Winter.</p>	
--	--	--	--	--	--	--	--	--	--

	page no . 97 Board game page no. 90 WRITTE N LETTERS M, N, O, P								
January	Revision	Revision	Revision	Here my prayer page number 9	Make freehand of your choice page no.40 Make freehand of	Republic day celebration  	Revision	Revision	Revision

				<p>Show on LED (</p> <p>Activity)</p> <p>Hickory, Dickory, Dock</p> <p>Page no -65</p> <p>Show on LED (Activity)</p> <p>The Rabbit and the tortoise complet e story page number 84</p> <p>Show on LED (Activity)</p>	<p>your choice page no.41</p> <p>Make freehand of your choice page no.42</p> <p>Make freehand of your choice page no 43,44</p>					
--	--	--	--	--	--	--	--	--	--	--

				Revision all syllabus					
Februa ry	Revision	Revision	Revision	Revision	Revision	Revision	Revision	Revision	Revision
March	Annual Examina tion	Annual Examinatio n	वार्षिक परीक्षा	Annual Examinat ion	Annual Examination	Annual Examinatio n	Annual Examination	Annual Examination	Annual Examinati on